



USER GUIDE (NEWSLETTER)





NEWSLETTER

NEWSLETTER

Newsletter Setting

(1) Click Checkbox to enable

Enable Newsletter SignUp

Enable to create Voucher when Newsletter SignUp

How many days to expire from the date of newsletter voucher creation

3

Voucher Amount

15.00

NOTE: Only For Premium

Submit

(2) Click "Submit" to save

Enable Promotion Image Display in Home Page

Upload Image

Browse...



(3) Upload Image to display in Home Page

Submit

(4) Click "Submit" to save

- Logout
- Dashboard
- Order
- Redemption
- User Listing
- News
 - » Setting
 - » Newsletter Subscription
 - » Newsletter Voucher
 - » News
- Product
- Settings
- CMS
- Admin
- Enquiry
- Report

NEWSLETTER SUBSCRIPTION

Newsletter Subscriber Listing

- Logout
- Dashboard
- Order
- Redemption
- User Listing
- News
 - Setting
 - Newsletter Subscription**
 - Newsletter Voucher
 - News
- Product
- Settings
- CMS
- Admin
- Enquiry
- Report

Search By

Email Address

Search Criteria

Search





Search

Show All

Active

Suspended

Export To Excel

#	Email	Date	Status	Action
1	[REDACTED]		Active	
2	[REDACTED]	23-01-2019	Active	
3	[REDACTED]	03-01-2019	Active	
4	[REDACTED]	03-01-2019	Active	

Click this to change Status

Click this to Delete

News

Search By

Name

Search Criteria

Search

Search

Add News

Show All

Active

Suspended

#	Publish Date	Name	Banner	Status	Action
1	01-01-2019	Online Shopping is a Retail Teraphy!		Active	
2	01-01-2019	Keep Calm and Go Shoopng			
3	01-01-2019	Tips for a Safer Online Shopping Experience			

Click this to change Status

Active

Click this to Edit

Click this to Delete

Logout

Dashboard

Order

Redemption

User Listing

News

Setting

Newsletter Subscription

Newsletter Voucher

News

Product

Settings

CMS

Admin

Enquiry

Report

News

Search By

Name

Search Criteria

Search

Search

Add News

(1) Click this to add News

Show All

Active

Suspended

#	Publish Date	Name	Banner	Status	Action
1	01-01-2019	Online Shopping is a Retail Teraphy!		Active	
2	01-01-2019	Keep Calm and Go Shoopng		Active	
3	01-01-2019	Tips for a Safer Online Shopping Experience		Active	

ADD NEWS

News Add

Publish Date

Publish Date

(2) Enter Date for News Published

Subject

SubjectName

(3) Enter subject for the News

News Description

A rich text editor toolbar with four main sections: Common (includes icons for undo, redo, bold, italic, underline, link, unlink, list, and image), Format (includes font name and size dropdowns, and bold, italic, underline, strikethrough, text color, and background color buttons), Paragraphs (includes dropdowns for paragraph and style, and buttons for bulleted list, numbered list, indent, and outdent), and Insert (includes buttons for table, link, unlink, image, video, audio, and other media). Below the toolbar is a large text area for the news description. At the bottom right of the text area, it shows 'Words:0 Characters:0 100%'.

(4) Enter News description here

Banner(1000*1000)

Choose File No file chosen

(5) Upload Banner Image here

Submit

(6) Click "Submit" to save